

How to use the Rent-a-cycle

Rental Fee As of 2021.1

Type	Period	Fee	Deposit
Adult	One day	¥2,000	¥1,100 (12 and under ¥500)
Child (12 and under)	One day	¥ 500	
Tandem Bicycle	One day	¥3,000	
Electric Assist Bicycle	Up to six hours	¥2,500	

Both a fee and a deposit are required. The deposit will be returned if you return the bicycle to the same terminal or the same island terminal where you rent a bicycle, but the deposit will not be refunded if the bicycle is returned to a terminal on another island. Electric assist bicycles and tandem bicycles must be returned to the terminal they are rented from.

Bicycle Renting Advice

- Choose a bicycle and helmet that suits your physique and riding style.
- Helmetts are available at no extra charge.
- All the bicycles have flat pedals. There are no clip-style pedals.
- The user application you receive when renting the bicycle will be needed when returning it, and in case the bicycle breaks.

Returning a bicycle

- Please return your bicycle to a terminal during its business hours, and give your user application form to the staff.
- If you are going to be later than its business hours, please contact the terminal where you plan to return the bicycle and follow the instructions of the staff.
- Additional fee will be charged for returns after business hours, but early returns are not eligible for a discount.

Road Signs for Cyclists

All along the recommended cycling courses (Marked by dotted lines on the reverse map) are these designated signs indicating the location of the cycling route.



Locations of coin lockers

- Onomichi Station [F-3]
- Onomichi Port (Operating Hours 6:40am-7:00pm) [F-3]
- Habu Port (Operating Hours 6:00am-7:00pm) [E-3]
- Setoda Port (Operating Hours 6:20am-9:05pm) [E-2]
- "Shimanami-no-eki Mishima" (Operating Hours 8:30am-5:00pm) [D-1]
- "Tatara Shimanami Park" (Operating Hours 24H) [D-2]
- "Hakata S-C Park" (Operating Hours 24H) [C-3]
- "Yoshiumi Ikiiki Hall" (Operating Hours 24H) [B-2]
- Sunrise Itoyama (Operating Hours 7:00am-11:00pm) [B-2]
- Imabari Station [A-3]
- Imabari Port Community Center (Operating Hours 6:00am-11:00pm) [A-3]

Rent-a-cycle Terminal Information

Location	No.	Terminal Name	Operating Hours	Telephone	G	M	C	E	T
Hiroshima Prefecture [Reservation] Shimanami Japan (The cycle rental reception of Onomichi side) ☎ 0848-22-3911									
Onomichi	1	Onomichi Port (Ekimae-kowan Car Park)	(Mar.-Nov) 7:00am - 7:00pm (Dec.-Feb) 8:00am - 6:00pm	0848-22-5332	○	○	○	○	○
Mukaishima Is.	2	Onomichi Shimin Center "Mukaishima"	(Mar.-Nov) 8:30am - 7:00pm	0848-44-0125	○	○	○	○	○
Innoshima Is.	3	Habu Port (Municipal Central Car Park)	(Dec.-Feb) 8:30am - 6:00pm	0845-22-3362	○	○	○	○	○
Ikuchijima Island	4	Setoda-cho Tourist Information Center	9:00am - 5:00pm	0845-27-0051	○	○	○	○	○
	5	Setoda Sunset Beach	9:00am - 5:00pm	0845-27-1100	○	○	○	○	○
Ehime Prefecture [Reservation] (*) The cycling terminal (Sunrise Itoyama) ☎ 0898-41-3196									
Ohmishima Island	6	"Tatara Shimanami Park"	9:00am - 5:00pm	0897-87-3855	○	○	○	○	○
	7	"Shimanami-no-eki Mishima"	8:30am - 5:00pm	0897-82-0002	○	○	○	○	○
Hakatajima Is.	8	"Hakata S-C Park"	9:00am - 5:00pm	0897-72-0018	○	○	○	○	○
Ohshima Island	9	Miyakubo Tourist Information	9:00am - 5:00pm	0897-74-1074	○	○	○	○	○
	10	"Yoshiumi Ikiiki Hall"	9:00am - 5:00pm	0897-84-3233	○	○	○	○	○
Imabari (*)	11	Sunrise Itoyama	8:00am - 8:00pm	0898-41-3196	○	○	○	○	○
	12	Imabari Port Community Center	9:00am - 5:00pm	0898-35-5090	○	○	○	○	○
	13	JR Imabari Station	8:00am - 8:00pm	0898-34-3190	○	○	○	○	○

(\*)1: no reservations during Golden Week. (April 29 to early May) (first come, first served)  
(\*)2: You can return your bike at some provided hotels and ryokan in Imabari City. However the deposit won't be refunded if you return your bike at these locations.

Five Rules for Safe Cycling (Japan Police)

Please obey Japanese traffic laws for a safe and enjoyable journey.

- Stick to the car lane, using the pedestrian lane only when necessary.
- Keep to the left side of the road.
- Pedestrians have the right of way. Avoid pedestrians by switching to the car lane.
- Obey safety rules.
  - A. No drunk driving
  - No riding double
  - No riding side-by-side
  - B. Use a light at night
  - C. Obey traffic lights
- Wear a helmet.



Location Marker

Signboards that indicate the distances from the landmark in each island are located at intervals of 500 meters along the cycling roads. In case of an emergency, when calling the police, ambulance and rent-a-cycle terminals please use these location markers to tell where you are. They are conveniently placed on curbs, seawalls and guardrails along the ocean.



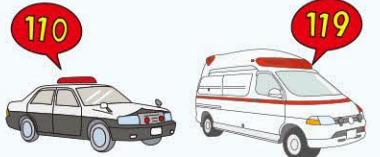
Safe Cycling

We don't recommend that you cross Onomichi bridge, because Onomichi bridge has only narrow pedestrian lane and the traffic is heavy, and Shin-Onomichi bridge is an expressway. Please take a ferry.



In case of emergency

110 (Police)  
119 (Ambulance)  
These emergency numbers can be called at no charge. Whenever possible, have a Japanese speaker make the call.



Please contact the terminal where you rented the bicycle if you get in an accident or experience a problem with the bicycle. Please understand no one is at the terminal out of business hours. \*Contact information is listed on the back of the user application form.


Visit Japan Campaign Information Network Offices

- Tourist Information Center (TIC)** Never Closed Day  
Shin-kyo Building 1F (Keiyo Line Tokyo Station, Exit 6) ☎ 03-3201-3331  
Narita Airport Terminal No.1, Arrivals Lobby 1F ☎ 0476-30-3383  
Narita Airport Terminal No.2, Arrivals Lobby 1F ☎ 0476-34-5877  
Central Japan International Airport, Arrivals Lobby 2F ☎ 0569-38-7388  
Kansai International Airport Building 1F ☎ 072-456-6160
- Hiroshima City Tourist Information**  
In JR Hiroshima Station (Shinkansen Exit 2F) ☎ 082-263-6120  
In JR Hiroshima Station (South Exit) ☎ 082-247-6738  
Rest House in Peace Memorial Park
- Fukuyama Tourist Information** [H-4]  
In JR Fukuyama Station ☎ 084-922-2869
- Onomichi Tourist Information** [F-3]  
In JR Onomichi Station ☎ 0848-20-0005
- Dogo Information**  
In front of Dogo Onsen Station, Matsuyama city ☎ 089-943-8342
- Imabari Tourist Information Center** [A-3]  
In JR Imabari Station ☎ 0898-36-1118

Recommended Cycling Course

Onomichi 尾道

Wend your way through narrow maze-like streets in this nostalgic old town full of old temples and culture. Several films have been shot here, and many visitors like to retrace their favorite scenes, walking along the quaint lanes.




Onomichi Ramen 尾道ラーメン

Senkoji Park [G-3] 千光寺公園

☎ 0848-22-4900  
9:00am - 5:15pm (ropeway) ☎ None  
One-way ¥320, Round-trip ¥500 (ropeway)  
3 min by bus from JR Onomichi Stn, get off at Nagaeguchi and take a ropeway



This park spreads out along the south side of Senkoji Mountain. In spring the cherry blossoms and rhododendrons bloom, and in summer the wisteria produces beautiful purple flowers. A viewing platform at the top of the mountain offers an excellent view of the Seto Inland Sea and its many beautiful islands.



Jodoji Temple

Imabari 今治

Imabari castle is at the center of this castle town. Towel manufacture is the main local industry.



Towel

Sunrise Itoyama [B-2] サンライズ糸山

☎ 0898-41-3196  
Check-in 3:00pm, Check-out 10:00am  
One Stay 1 person ¥4,400  
No Meals 2-3 persons ¥3,300  
4 persons + ¥2,750  
20 min by bus from JR Imabari Stn. Get off at Itoyama Tenbodai Iriguchi.

Starting point of Shimanami Kaido Cycling on the Imabari side. Various types of rental bikes are available. Visitors can enjoy food at the restaurant and also stay the night here.  
<https://www.sunrise-itoyama.jp/>



☎ Telephone ☎ Open hours ☎ Closed day ☎ Fee (Adult) ☎ Access

Imabari Castle [A-3] 今治城

☎ 0898-31-9233  
9:00am - 5:00pm  
December 29-31 ☎ ¥520  
15 min walk from JR Imabari Stn.  
The castle moat is unique for using water taken from the sea. The castle tower features a lookout and a display room, which features samurai armor, helmets, and swords.



JR Onomichi Station Mukaishima Orchid Center

2.2km 4.6km 8.4km

The Onomichi-suido Channel is a symbol of this port town. Cross the channel by ferry and see some beautiful orchids at the Mukaishima Orchid Center and admire the beautiful view of the Seto Inland Sea from the top of Mt. Takami National Park, 283m above sea level. Cross the white suspension bridge to get to Innoshima.

JR Onomichi Station [F-3]

A hub for JR trains, highway buses, and ferries. Also has a tourist information desk (English speaking staff on duty). Local shops and temples are just a step away.

Onomichi Ferry Boat [G-3]

6:00am - 10:00pm ☎ ¥110 ☎ None  
This ferry connects Onomichi and Mukaishima in just four minutes. It crosses the narrow, river-like Onomichi-suido Channel in what is said to be the shortest ferry ride in the world.

Mukaishima Orchid Center [F-3]

9:00am - 5:00pm ☎ Tue  
Mukaishima's warm climate is ideal for growing delicate orchids. The restaurant makes good home-style Japanese curry.

Takamiyama Observatory Deck [F-3]

The observatory deck offers views on all four sides, where visitors can look out over the island-dotted Seto Inland Sea to the Shikoku Mountains.

How to return to Onomichi using public transportation:

For details, see the left side, "Public Transport Information" and the map on the backside.

Sunrise Itoyama Yoshiumi Rose Park

6.2km 11.2km

Rent your bicycle at Sunrise Itoyama. After experiencing three glorious suspension bridges "Kurushima Kaikyō Bridge", take a break at Yoshiumi Rose Park which is another 5km away. In Ohshima Island, enjoy Murakami Kaizoku Museum which exhibits the history of Murakami pirates and land on Noshima, the home of the Noshima Murakamis. Noshima Suigun Experience the tides, which you can experience the strong tidal current, departs from the port outside the museum.

Yoshiumi Ikiiki Hall [B-3]

9:00am - 5:00pm ☎ Jan. 1  
Fresh seafood from the Kurushima Strait is for sale, as well as locally prepared specialties and produce. There's also a restaurant using local ingredients. Try the popular seafood barbecue!

Yoshiumi Rose Park [C-3]

Free ☎ Free ☎ None  
Roses bloom from mid-May to the end of December. The roses are at their peak from mid-May to early June, and again from mid-October to early November.

Murakami Kaizoku Museum [C-3]

9:00am - 5:00pm (entry by 4:30pm) ☎ ¥310  
Mon (open Mondays and closed the following day when Monday is a holiday) and during the New Years holidays  
The Murakami Kaizoku were active in the 15-16th centuries, controlling traffic and trade on the Seto Inland Sea. Visitors can try on kimono and armor for free.

Noshima Suigun Experience the tides

[C-3] 9:00am - 4:00pm ☎ ¥1,200  
Same as above Murakami Kaizoku Museum  
A strong tidal current surrounds Noshima, site of one of the ancient Murakami Kaizoku castles. The tidal current reaches speeds of up to 10 knots, and the ocean flows as if it were a river.

How to return to Sunrise Itoyama using public transportation:

For details, see the left side, "Public Transport Information" and the map on the backside.

Innoshima Amenity Park Innoshima Suigunjo Castle Hon'inbo Shusaku Igo Memorial Hall

5.2km 2.6km

The Suigun Kyūryū is the site of a steep cycling course for advanced riders. Innoshima is full of fascinating history, including Japan's only suigun (pirate) castle, and the former home of legendary Go master Honinbo Shusaku.

Innoshima Amenity Park [F-3]

The Innoshima Amenity Pool features waterslides, and is good for a full day of fun. Shimanami Beach is located nearby.

Innoshima Suigun Castle [E-3]

9:30am - 5:00pm (entry by 4:30pm) ☎ ¥330 ☎ Thu  
The weapons and armor used by the Murakami Suigun pirates are displayed here. The Murakami Suigun was active all around the Seto Inland Sea during 15-16th centuries. Step back to that time with a castle visit.

Hon'inbo Shusaku Igo Memorial Hall [E-3]

10:00am - 5:00pm (entry by 4:30pm) ☎ ¥310 ☎ Tue  
Hon'inbo Shusaku was active during the Bakumatsu era (mid-1800s). He was the strongest Go player in history. Come see Shusaku's personal effects and learn about the history and culture of the game of Go.

Innoshima Park [E-4]

View the countless islands that dot the Seto Inland Sea. Inside the park is a 5m tall statue of Kukai, a promenade, and a viewing platform.

Miyakubo Tourist Information Funaori Seto Strait Stunning Deck

2.6km 6.5km 0.3km

Dolphin Farm Shimanami Road Side Station "Hakata S-C Park"

2.6km 0.3km

Cross over the Hakata-Ohshima bridge to Hakatajima while looking down on the ruins of Noshima castle. Stop to watch the rapid tidal current of the Funaori Seto Strait. Enjoy an iconic view of Imabari City along the way. Stop at the Hakata S-C Park for some of their famous salty soft serve ice cream.

Noshima Island [C-3]

See the castle remains of the Noshima Murakamis as you pass by in the Noshima Suigun Experience the tides.

Funaori Seto Strait Stunning Deck [C-3]

The river-like current in the Funaori Seto Strait is so strong that it breaks boats, hence the "funaori" name, which means "break a boat". There's a campsite nearby.

Dolphin Farm Shimanami [C-3]

9:00am - 5:00pm ☎ Poor weather days  
Swimming: ¥9,000 (Mar. 15 - Oct. 31) / ¥5,000 (Nov. 1-Mar. 14), Viewing: ¥500, Touch: ¥5,000  
Japan's largest dolphin facility where you can enjoy getting close to dolphins and whales. There are two courses: swimming and petting, to interact with dolphins and whales.

Hakata Salt Soft Ice Cream [C-3]

(Road Side Station "Hakata S-C Park")  
9:00am - 5:00pm ☎ None ☎ ¥350  
Some people come all the way to Hakatajima just to sample this treat: soft ice cream made with Hakata salt.

Tatara Shimanami Park Shimanami-no-eki Mishima

6.9km 4.9km 6.2km 5.6km 8.9km 6.6km

Ikuchi bridge Memorial Park Dolce Kosanji Temple Museum

3.8km 2.8km

The Ikuchijima leg of the cycling course is relatively flat, and features the most well-known bridge of the Shimanami Kaido, Tatara Bridge. The island features citrus groves, and historical and cultural attractions.

Dolce [E-2]

10:00am - 5:00pm ☎ From ¥390 ☎ None  
Citrus fruits grown in Setoda are harvested from November to April and made into delicious gelato.

Kosanji Temple Museum [E-2]

9:00am - 5:00pm (entry by 4:30pm) ☎ ¥1,400 ☎ None  
Replicas of well-known Buddhist architectural structures from the 6th century to the 19th century are replicated here. The site also features Miraishin no Oka, a garden made of white marble.

Shiomachi Shopping Street [E-2]

This 600m-long shopping arcade stretches from Setoda Port to the Kosanji Temple Museum. Enjoy the old-fashioned atmosphere while having a meal or shopping for souvenirs.

Setoda Sunset Beach [D-2]

800m of white sandy beach and a seaside sports park. The beach features facilities for marine sports, camping and a restaurant. Stay around for the gorgeous red sky at sunset.

Road Side Station "Hakata S-C Park" Road Side Station "Tatara Shimanami Park"

6.6km 8.9km

Road Side Station "Shimanami-no-eki Mishima"

6.6km

From Hakatajima to Ohmishima. Pass the site of Japan's oldest pirate's castle on Kojima Island, and go to the Road Side Station "Tatara Shimanami Park" at the foot of the Tatara Bridge and see a beautiful view. After a brief stop at the Santo Murakami Memorial Museum of Calligraphy, travel up the gentle slope to Oyamazumi shrine. The national treasures on display at the treasure museum offer a spiritual respite.

Amazaki Castle Ruins(Kojima Island) [D-2]

The castle was said to have been built on this island approximately 1300 years ago. Remains of stone walls and holes for pier pilings become visible during low tide.

Road Side Station "Tatara Shimanami Park" [D-2]

9:00am - 5:00pm ☎ None  
Road Side Station "Tatara Shimanami Park" features a center selling local specialty products, a popular seafood restaurant, and a farmer's market with the beautiful sea view.

Santo Murakami Memorial Museum of Calligraphy [D-2]

9:00am-5:00pm ☎ ¥520 ☎ Mon(With exceptions), New Years Holiday  
The works of Ohmishima calligraphy artist Santo Murakami are on display at this museum. Visitors can also view Murakami's collection of important calligraphy works and precious related materials.

Oyamazumi Shrine Treasury [D-1]

8:30am - 5:00pm ☎ ¥1,000 ☎ None  
This shrine, surrounded by a camphor tree grove, has long been a home to the god of the sea and the samurai. The treasure museum contains the largest collection of samurai armor in the country, including many designated important cultural properties.

IMABARI ONOMICHI

70km / 8-10 hours

A Cycling Route with Breathtaking Ocean Views



Setouchi Shimanami Kaido, which connects the towns of Onomichi and Imabari, is predominantly a car highway, but the bridge segments of the route are also open to cyclists and pedestrians. Alongside the highway is a cycling route, and there are rent-a-cycle terminals stationed in several places along the route. It's easy to rent a bicycle and enjoy cycling while seeing the beautiful scenery of the Seto Inland Sea.

Shimanami Japan  
Honshu-Shikoku Bridge Expressway Association



